

Pin the Tail on the 'Burro'!

(Mexican for 'Donkey')



Requirements:

A4 Paper
Scissors
Sellotape
Blu-Tack
Marker Pen
Blindfold


Instructions:

Print off the four parts of the donkey onto A4 sheets of paper, cut down and sellotape together to make one large poster.

Print off as many tails as you need, cut out and number each one with a marker pen to help tell them apart. Apply Blu-Tack (or double-sided tape) to each one to allow the children to stick them on the donkey.


How to play:


Blu-Tack the donkey poster to a suitable wall at an appropriate height. Use a scarf or something similar to blindfold each child in turn and let them stick their tail on the donkey. Closest to the correct tail position wins!











www.eldelpaso.co.uk

